

## FREQUENCY ADAPTIVE SELECTIVE HARMONIC CONTROL FOR GRID CONNECTED INVERTERS

**B. MOHAN RAO**

Assistant Professor

Abhinav Hi-Tech College Of Engineering

Email Id: [Bodamohan1@gmail.com](mailto:Bodamohan1@gmail.com)

### ABSTRACT:

*In this paper, a Frequency Adaptive Selective Harmonic Control (FA-SHC) control is proposed. The FA-SHC strategy is created from a mixture SHC plot in light of the inner model standard, which can be intended for network associated inverters to ideally alleviate sustain in current music. The half and half SHC plot comprises of numerous parallel recursive  $(nk \pm m)$ - arrange ( $k=0,1,2,\dots$ , and  $m \leq n/2$ ) symphonious control modules with autonomous control picks up, which can be ideally weighted as per the consonant circulation. The mixture SHC accordingly offers an ideal exchange off among cost, multifaceted nature and furthermore execution regarding high exactness, quick reaction, simple usage, and perfect plan. The examination and union of the mixture SHC are tended to. More vital, to manage the sounds within the sight of lattice recurrence varieties, the half and half SHC is changed into the FA-SHC, being the proposed fragmentary request controller, when it is executed with a fixed examining rate. The FA-SHC is executed by substituting the fragmentary request components with the Lagrange polynomial based interjection filters. The proposed FA-SHC control gives quick on-line calculation and recurrence flexibility to repay music in network associated applications, where the lattice recurrence is normally shifting inside a specific range (e.g.,  $50 \pm 0.5$  Hz). Trial tests have shown the viability of the proposed FA-SHC plot as far as exact recurrence flexibility and furthermore quick transient reaction.*

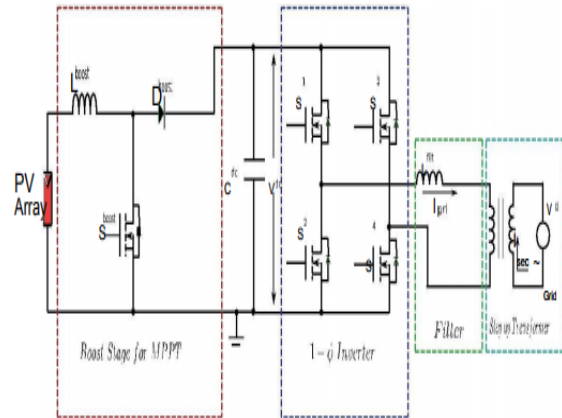
**Key words:** Harmonics, frequency variation, repetitive control, resonant control, harmonic control, grid-connected inverter

### 1.0 INTRODUCTION:

Serious Power Quality (PQ) issues have been brought by an expansion of sustainable power source frameworks, e.g. Photovoltaic (PV) frameworks and wind turbine frameworks, and also the power gadgets interfaced loads. The vitality transformation is commonly performed by control hardware converters, which will create music amid operation. The generally bigger size of the interface transformer contrasted with topologies with a high recurrence connect transformer. This won't have any lower arrange music in the perfect case. Be that as it may, the accompanying components result in bring down request music in the framework: The twisted charging current drawn by the transformer because of the nonlinearity in the B-H bend of the transformer center, the dead time presented between exchanging of gadgets of a similar leg on-state voltage drops on the switches, and the mutilation in the lattice voltage itself. There can be a dc infusion into the transformer essential because of various components. These can be the changing force reference from a quick MPPT obstruct from which the air conditioner current reference is created, the balances in the sensors, and A/D transformation hinder in the computerized controller. This dc infusion would bring about

even music being drawn from the network, again adding to a lower control quality. In versatile channel based controllers are considered for symphonious remuneration. The investigation in employments a versatile channel to evaluate a symphonious and after that adds it to the principle current reference. At that point, a multi resounding square is utilized to guarantee zero enduring state blunders for that specific symphonious reference. Along these lines, the investigation in employments both versatile and multi resounding plans expanding general multifaceted nature. Comparable methodologies are found in and which include the symphonious current reference evaluated utilizing versatile channels and utilize a hysteresis controller for the reference following. Use of a hysteresis controller makes it hard to measure the adequacy of this plan. The examination in employments a versatile channel based strategy for dead-time pay in pivoting reference outline, which isn't appropriate in single-stage frameworks. The strategy proposed in requires an opposite exchange capacity of the framework and is proposed for lattice associated topology expecting the association with be absolutely inductive. The upside of the versatile channel based strategy is the characteristic recurrence flexibility which would bring about same measure of consonant pay notwithstanding when there are moves in network recurrence. The execution of versatile channels is basic. Consequently, in this paper, a versatile channel based strategy is proposed. This technique assesses a specific consonant in the matrix current utilizing a slightest mean-square (LMS) versatile channel and creates a symphonious voltage reference utilizing a

corresponding controller. This voltage reference is added with suitable extremity to the central voltage reference to lessen that specific symphonious.




**Figure :** Power circuit topology of the 1 – φ PV system for a low-voltage inverter with 40 V dc bus connected to 230 V grid using a step-up transformer.

**FRAMEWORK CONNECTED INVERTER HARMONICS:**

The music in the yield current of an inverter can be gathered agreeing their source: exchanging music which are identified with the PWM circuits in every inverter and lower recurrence sounds which are because of insufficiencies in the control of the inverter yield current. Most of the exchanging music is effectively sifted at the inverter yield. The low request music, be that as it may, are at frequencies significantly nearer to the central. Hence, it is harder to channel this music without disabling the central current waveform. The yield current music identified with the PWM are synchronized to the clock circuits inside the inverter controller and in this manner, won't be related on the grounds

that the precious stone controlled tickers inside every inverter are normally free. A perceived power quality advantage of this plan is that the consonant mutilation emerging in every inverter is uncorrelated and along these lines cancelation will happen in numerous inverters frameworks. The music because of the present controller execution will, be that as it may, act in an unexpected way. It is ordinary to create a present reference waveform inside the inverter, which determines the size and power factor of the yield current as per the dynamic and receptive power age prerequisites at a specific time. For a lattice associated framework, the present reference waveform in every inverter must be synchronized to the regular system voltage waveform. In this way, any low request music coming about because of controller lacks will likewise be synchronized to the regular system voltage and the sounds created by singular converters will have a high level of relationship. This will imply that the lower arrange music from every inverter will be added substance. The matrix associated inverter needs to drive current against the supply voltage and impedance, which are not settled amounts.



**Figure:**Experimental inverter module.

. Regularly the inverter yield current is tuned by changing settings inside the controller while checking the low request music. By experimentation, different music can be limited and aggregate symphonious contortion (THD) can be diminished. A point is regularly achieved where additionally tuning does not create any further change in THD. By acclimations to the controller tuning, in any case, it is conceivable to change which sounds are stifled while keeping up the aggregate consonant twisting sensibly steady. This is because of the cooperation between the controller progression and the elements of the supply and line inductance.

## 2.0 LITERATURE REVIEW:

[1] **SoerenBaekhoejKjaer et al (2005)**Different inverter topologies are displayed, looked at, and assessed against requests, lifetime, segment evaluations, and cost. At last, a portion of the topologies are brought up as the best possibility for either single PV module or various PV module applications. A characteristic advancement was to include more strings, each with an individual dc– dc converter and MPPT, to the basic dc– air conditioning inverter, in this way, the multi-string inverters were exposed. This is accepted to be one of the answers for what's to come. Another pattern found in this field is the advancement of the air conditioner module, where each PV module is interfaced to the lattice with its own particular dc– air conditioning inverter. The recorded survey was taken after with an arrangement of the inverters: number of energy preparing stages, kind of energy decoupling between the PV module and the matrix, transformers and sorts

of interconnections between the stage, and sorts of network interfaces.

[2] **O. Luc'ia, J. M. Burd'io, I. Mill'an, J. Acero, (2010)** The investigation performed in this letter incorporates, in an initial step, a hypothetical examination of energy adjust as an element of control parameters. Also, confinements because of snubber capacitors and deadtime, and changeability of the heaps have been considered. Thereafter, a proficiency examination has been completed to decide the ideal operation point. Exchanging and conduction misfortunes have been ascertained to look at the general productivity change. VFDC procedure effectiveness change is accomplished by methods for an exchanging recurrence lessening, fundamentally at low-medium power go, and with low-quality factor loads. Local enlistment warming application is appropriate for the utilization of VFDC technique because of its uncommon load qualities.

[3] **Vikas Kulkarni, Rajesh Nehete,(2014).** The requirement for a cleaner situation and the persistent increment in control requests influences sustainable power source generation to like sun oriented and twist progressively fascinating. Vitality creation utilizing sun based vitality could be an answer for the regularly expanding power requests. This request over-burdens the dissemination lattices and in addition the power stations negatively affecting force quality and accessibility. displayed a three stage IGBT based Inverter, which utilizes single DC source and PV framework as DC source and associated with three stage lattice framework is utilized as load to watch the execution qualities of the inverter. Utilization of IGBT inverter lessens the cost of multiphase sun oriented inverter extensively.

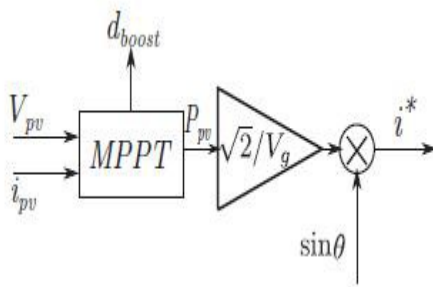
By this topology, show signs of improvement yield waveform from the framework.

[4] **H. Sarnago, O. Lucia Gil, A. Mediano, and J. M.Burdio,(2013)** enlistment warming innovation condensing the primary turning points in its improvement, and investigating the present condition of-craft of acceptance warming frameworks in mechanical, residential and medicinal applications, giving careful consideration to the key empowering advances included. At last, an outline of future research patterns and difficulties is given, featuring the promising fate of acceptance warming innovation. the present condition of-craft of enlistment warming frameworks, concentrating on the empowering advancements included and the primary applications, o handle when outlining an IH framework: control converter, tweak and control engineering, and the inductor plan. Broad research has been completed as of late, prompting enhanced IH frameworks that have empowered augmenting IH frameworks.

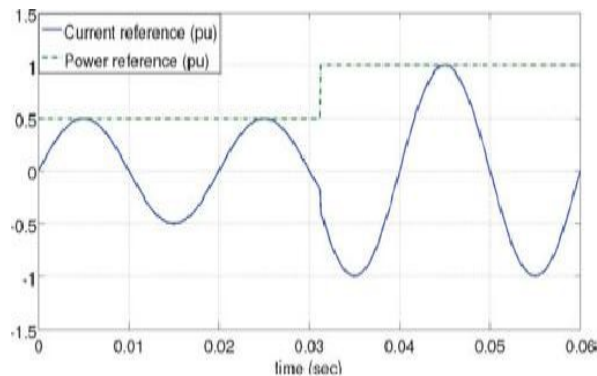
[5] **A. Kulkarni and V. John(2013)** a basic single-stage network associated photovoltaic (PV) inverter topology comprising of a lift segment, a low-voltage single-stage inverter with an inductive channel, and a stage up transformer interfacing the matrix is considered. In a perfect world, this topology won't infuse any lower arrange music into the network because of high-recurrence beat width adjustment operation. Be that as it may,. Change to the inverter current control for a lattice associated single-stage photovoltaic inverter has been proposed in this paper, for guaranteeing high caliber of the current infused into the network. For the power circuit topology considered, the overwhelming

reasons for bring down request consonant infusion are recognized as the twisted transformer polarizing current and the dead time of the inverter. **3.0 LOWER ORDER HARMONICS AND FUNDAMENTAL CURRENT CONTROL:**

In this section discusses the origin of the lower order harmonics in the system under consideration. These sources of these harmonics are not modeled as the method proposed to attenuate those works independent of the harmonic source. The fundamental current control using the proposed PRI controller is also explained.



**Figure:** Generation of an inverter ac current reference from an MPPT block

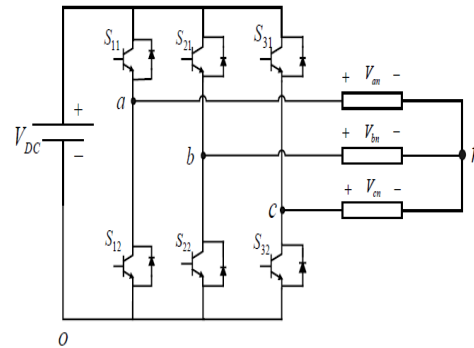


**Figure:** current reference due to a fast changing power reference from MPPT

**Three-Phase Inverter:**

The dc to air conditioning converters all the more ordinarily known as inverters, contingent upon the kind of the supply source and the related topology

of the power circuit, are named voltage source inverters (VSIs) and current source inverters (CSIs). The single-stage inverters and the exchanging designs were talked about extravagantly in Chapter two thus the three stage inverters are clarified in detail here.



**Figure:** Three-phase Full –Bridge Inverter

**4.0 EXPERIMENTAL RESULTS:**

The circuit topology was built in the laboratory for a maximum power rating of 150 W. The power circuit and control parameters are listed in Table. All the design related plots.

**TABLE TABLE PV INVERTER PARAMETERS:**

Parameter	Meaning	Value Part Number
V <sub>dc</sub>	DC bus voltage	40V
1:n	Transformer turns ratio	1:15
ω <sub>bw</sub>	Bandwidth of current controller	84.8 × 10 <sup>3</sup> rad/s
R <sub>s</sub> Net series	resistance referred to primary	0.28Ω
L <sub>s</sub>		1.41mH
S1 – S4	boost Power	MOSFETs IRF Z44 (V <sub>DS,max</sub> = 60V , ID,max = 50A)
C <sub>dc</sub>	C <sub>dc</sub> DC bus capacitance	6600μF, 63V

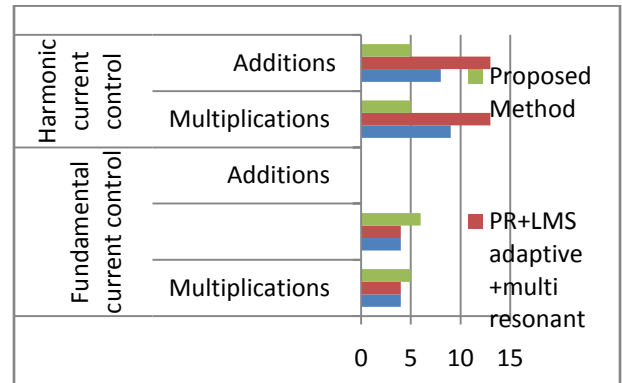
fsw	Device switching frequency	40kHz
Kp	Proportional term	3
Kr Resonant term 594	Kr Resonant term 594	594
KI Integral term 100	Integral term	100

assurance and dead-time age circuits. The insurance circuit will close down the operation amid irregular conditions, for example, overcurrent, under voltage, and so forth. The entryway drive circuit is composed utilizing the door driver IC IR2110. The controller board utilized comprises of an Altera EP1C12Q240C8 FPGA chip as the advanced stage for control usage. The entire current control proposed in this paper is actualized in this FPGA chip. Transformer essential and auxiliary streams are detected and contribution to the FPGA utilizing A/D converters for the entire current control. In any case, the crucial PR controller usage in all the three cases is thought to be finished utilizing bilinear change for discretization of the PR controller exchange work. This segment contains the exploratory outcomes approving the outline methodology proposed in this paper. All the exploratory outcomes compare to one of the four instances of current control that are recorded has only a PR controller and will have the most astounding lower arrange symphonious contortion. contains a PR controller and versatile consonant remuneration. Contains just a PRI controller yet the LMS versatile channel is crippled. Contains both the strategies proposed in this paper, i.e., the PRI controller and versatile symphonious remuneration utilizing the LMS channel and the corresponding controller. the control circle does not have a dc balance and consequently the framework current does not

contain any critical even sounds. The contortion is because of the lower arrange odd sounds caused prevalently by the misshaped transformer polarizing current.

**Table:** examination of the quantity of augmentations and increments multi thunderous based procedure and versatile in addition to a multi resounding based methods

Method	Fundamental current control	
	Multiplications	Additions
PR+ multi resonant	4	4
PR+LMS adaptive +multi resonant	4	4
Proposed Method	5	6



**CONCLUSIONS:**

An inward model standard based Frequency Adaptive Selected Harmonic Control (FA-SHC) plot has been star postured in this paper to give a carefully fit ideal control answer for the following or disposal of particular symphonious frequencies for n-beat framework associated inverters under typical matrix recurrence and furthermore lattice recurrence varieties. A crossover SHC conspire has been produced firstly, and it exploits the qualities of both customary RC

and numerous parallel resounding controllers as far as high exactness because of the evacuation of the vast majority of music, quick transient reaction because of the parallel mix of ideally parameter-weighted SHC modules, financially savvy and simple ongoing execution which is the proposed FA-SHC plot. Contrasted with the cross breed SHC, the proposed FA-SHC requires somewhat more mul-triplications and summations to manage the fragmentary request delays. With respect to framework associated applications, the network recurrence isn't kept up dependably as steady ostensible esteem e.g. because of the age stack awkwardness and framework flaws, and in this manner the proposed FA-SHC can be received to improve the execution of network associated applications. A contextual investigation of a solitary stage lattice associated framework has been thoroughly displayed in this paper. The exploratory outcomes have shown and verified the viability of the proposed FA-SHC conspire as far as quick transient reaction, great following exactness, and insusceptibility to recurrence varieties.

## REFERENCES:

1. SoerenBaekhoejKjaer et al (2005) *A Review of Single-Phase Grid-Connected Inverters for Photovoltaic Modules. IEEE exchanges on industry applications, vol. 41, no. 5, september/october*
2. O. Luc'ia, J. M. Burd'io, I. Mill'an, J. Acero, and L. A. Barrag (2010)' a, "Proficiency arranged plan of ZVS half-connect arrangement thunderous inverter with variable recurrence obligation cycle control," *IEEE Trans. Power Electron., vol. 25, no. 7, pp. 1671– 1674,*
3. Vikas Kulkarni, Rajesh Nehete, (2014) *Simulation and Analysis of Photo-Voltaic (PV) based Solar Inverter System, International Journal of Soft Computing and Engineering (IJSCE), ISSN: 2231-2307, Volume-3, Issue-6,*
4. H. Sarnago, O. Lucia Gil, A. Mediano, and J. M.Burdio,(2013) "Regulation plan for enhanced operation of a RB-IGBT-based full inverter connected to residential enlistment warming," *IEEE Trans. Ind. Electron., vol. 60, no. 5, pp. 2066– 2073,*
5. Kulkarni and V. John,(2013) "Alleviation of lower arrange sounds in a network associated single-stage PV inverter," *IEEE Trans. Power Electron, vol. 28, no. 11, pp. 5024– 5037*
6. S. B. Kjaer, J. K. Pedersen, and F. Blaabjerg, "An audit of single-stage lattice associated inverters for photovoltaic modules," *IEEE Trans. Ind. Appl., vol. 41, no. 5, pp. 1292– 1306, Sep./Oct. 2005.*
7. S.- G. Jeung and M.- H. Stop, "The investigation and pay of deadtime impacts in PWM inverters," *IEEE Trans. Ind. Electron., vol. 38, no. 2, pp. 108– 114, Apr. 1991.*
8. J.- W. Choi and S.- K. Sul, "another pay methodology lessening voltage/current contortion in PWM VSI frameworks working with low yield voltages," *IEEE*
9. *Trans. Ind. Appl., vol. 31, no. 5, pp. 1001– 1008, Sep./Oct. 1995.*
10. R.Muñoz and T. A. Lipo, "On-line dead-time pay method for open-circle PWM-VSI drives," *IEEE Trans. Power Electron., vol. 14, no. 4, pp. 683– 689, Jul. 1999.*