

ETHNOBOTANICAL INVESTIGATION OF PLANTS USED BY LOCAL PEOPLE OF KATHIWADA REGION, MADHYA PRADESH

Antimbala Dawar

Research Scholar

Department of Botany

Sunrise University, Alwar, Rajasthan.

antimdawar9589125228@gmail.com

Dr. Komal Lata Nagpal

Research Guide

Department of Botany

Sunrise University, Alwar, Rajasthan.

ABSTRACT

Humanity's origins may have coincided with medicine's. The "Rigveda" describes the first use of herbs as medicine for a variety of diseases. Later in Indian medicine, the "Susruta Samhita" and "Caraka Samhita" were the most important manuscripts. Woodlands cover much of this nation, providing access to many therapeutic plants. These plants have been essential to Ayurvedic medicine for centuries.

Biochemistry, bacteriology, immunology, synthetic medications, and antibiotics have rendered ayurvedic therapies obsolete. State support for the pharmaceutical industry modernized and popularized medicine. Due to contemporary medicine's unaddressed issues such drug toxicity, drug resistance, and exorbitant treatment costs, ayurveda is making a comeback.

Ayurveda contributed to our ancestors' great health. They lived long and well without modern medicine's manufactured, lethal medications. Owing to these two key factors, medicinal plants in Madhya Pradesh are vital.

First and foremost, this state's natural environment supports a flora rich in medicinal plants. Second, it is the least developed state, with various indigenous peoples, like as the Gonds, Gujars, Kols, and Lodhi, living in remote areas and relying on natural resources and forest flora. India's culture relies on ethnobotany, according to several experts. The Kathiawada district of Madhya Pradesh will be examined ethnobotanically in this study.

INTRODUCTION

Plants have been utilized as medicine ever since the beginning of time, and for a very wide variety of conditions. They are among the most essential resources for the production of medicines. The origins of

many of the pharmaceuticals that are being used today in the contemporary medical system may be traced back to various plants. Both the ancient Chinese and the ancient Indians made use of plants in their medicinal practices.

Because of this, the oldest known use of remedies derived from plants to cure ailments is estimated to have taken place between the years 4000 and 5000 BC. The current study of medicinal plants based on ancient literature are referred to as "ethnobotany," and its examination for a variety of reasons in larger settings, and medicine in particular, is what the name "ethnobotany" alludes to. Recent years have seen a rise in interest in this particular field of study.

The field of study known as ethnobotany draws from a wide range of academic disciplines to conduct research on the relationships that exist between humans and plants. The relationship between human civilizations and plants goes beyond the utilization of plants to fulfill fundamental requirements such as the requirements for food, clothing, and shelter. This relationship also encompasses the utilization of plants for purposes such as ornamentation, medicine, and religious rites.

1. Ethnobotanical article/subscription of the tribals of India–

1. Beneficial plants that have been domesticated or tamed.
2. A helpful and advantageous wild plant that may be utilized to make herbal medicines and food.
3. The hostile connection between a cultivated harvest plant or a civilization that is seldom necessary or vital.

2. Land races of significant harvest plant

More than 950 plant species out of a total of 5,500 indigenous plant species that are used by tribal peoples for gathering their various needs and which have been documented have been identified as having other or recent demand and meriting research-based survey and development. This is because these plant species have the potential to be used for a variety of purposes. On the other hand, these figures are far lower than the 7,500 species of wild plants that are frequently employed for medical purposes and applications by indigenous peoples.

Study Area

Katthiwada, which is located inside the Alirajpur district, is another tehsil that is famous for its beautiful surroundings. The wettest part of the district is generally considered to be the Katthiwada region. Travelers are drawn there by the all-natural waterfall that starts its descent during the wetter months as well as by the region's aesthetically pleasing natural splendor. This location is home to the well-known Mango species known as Nurjahan, which may be found there.

Need of the Study

Traditional medicine is practiced in every region of the world for the purpose of maintaining people's health as well as diagnosing and treating a wide range of physical and mental conditions. People have used various plants for medical purposes for a very long time since it is believed that some plants have curative qualities. Following the ethnobotanical lead of indigenous remedies used by traditional medical systems, traditional medicinal plants have been investigated and produced with the objective of current drug development in mind. This goal includes the production of traditional medicinal plants. Traditional medical knowledge has been around for a long time and has been incorporated into many treatment processes, with a particular emphasis placed on the use of medicinal plants in less developed countries. As a consequence of this, one of the most basic human interests is the study of plants and the uses they have, which has been done in many different places across the world.

Objectives of the study

1. Evaluation of the current condition of the medicinal plants in several villages in the Kathiwada area of M.P.
2. Gathering and identifying native, uncommon medicinal herbs utilized by the area's inhabitants.
3. Examining the locals of the Kathiwada region's Alirajpur District's ethnobotanical expertise.
4. Including the traditional medicinal herbs that the locals traditionally utilize to heal illness.

Material and Methods

Fieldwork is an important component of ethnobotanical study and is thus a crucial resource. In many regions of the district between the years of 2010 and 2015, in-depth and comprehensive ethnobotanical surveys were conducted, and data was collected on the plant components used, the intended use, the processing and preparation procedures, the dosage, and the administration of the medication.

In addition to the population of the rural areas, the district is also home to members of many indigenous tribes, such as the Bhil, Barela, Bhilala, and Patliya. The Satpura Mountain ranges form the boundary between the northern and southern halves of the district. In addition, the offshoots of the Western Ghats encompassed the western section of the district. There are savannas and dry woodlands with deciduous trees in the region.

Collection of plant material

Interviews with plant specimens belonging to the aforementioned species were carried out by field botanists and members of the local tribe. In order to do this, a specialized questionnaire approach was used. Following the establishment of a solid rapport and a feeling of trust with the local inhabitants of the tribal community, an interview was carried out. From 2010 till 2015, a number of trips on the field were taken to a variety of different locales over a variety of different seasons. We selected a variety of plant parts that are often used in the treatment of a wide range of illnesses.

Ethnobotanical uses -

1. Its seeds were used to cure diabetes by tribal people.
2. The herb is also used in certain traditional medicines to cure wounds from mice, cats, and dogs as well as scrapes and sores.
3. It is also used to treat leucoderma together with other substances.
4. Tribals are used to boils and acne lesions after being crushed with lime.

2. *Abutilon indicum* (L.) Sweet

Family : Malvaceae

Local name : Atibala

Locality : Sondwa

Fls. & Fts. : Nov. -Jan.

Useful part : Root, bark, flowers, leaves, and seeds


Description: - Shrub. Suborbicular leaves that may take the forms of an oval, a cordate, a coarsely crenate, or a serrated edge. Long-petiolate and alternating, with fine, stellate, white hairs serving as the pubescence on the plant. Pedicels may range in length from 4 to 1 centimeters and are often longer than the petioles on which they are supported by solitary blooms. Petals are imbricate, deltoid-obovate, orange-yellow in color, and measure one centimeter in length. Staminal tubes are hairy. The fruit has a spherical form, 11–20 radiating carpels, a hirsute texture, becomes brown when it's dry, and bears seeds that are flattened and shaped like boats. Each carpel has a short, persistent style remnant that is about 8 millimeters in length. This style remnant apiculates the carpel.

Ethnobotanical uses -

- 1 Tribal people utilize leaves as a demulcent.
2. The seeds bark is used as an anthelmintic, anti-inflammatory, and laxative.
3. For a rapid and healthy pregnancy, plant powder combined with honey should be administered to maidens once daily for six months before to the wedding.
4. Ulcers and headaches may also be treated with the leaves.
5. The blossoms are used to boost male sperm production.
6. To cure uterine displacement, combine 20 gm of leaf powder with 400 gm of baked bread and consume it at night for 30 days.

3. Acacia catechu (LA.) Willd

Family : Mimosaceae
Local name : Khair
Locality : Chhaktala
Fls. & Frts : August- December
Useful part : Bark



Description: - 3–15 meters in height tree. The stem may range in color from dark



brown to almost black and has a corky bark on younger trees to a rough bark on older trees that can be peeled off in huge sections. The fern-tike leaves range in length from 100 to 200 millimeters and are composed of 8–30 pairs of smaller leaves. These smaller leaves are made up of several oblong pairs of secondary leaflets that are 2–6 millimeters in length. There are glands on the stem that may be found underneath the first pair of leaves and in the spaces between the top six pairs of leaves. There are two pairs of sharp thorns at the base of each leaf, and their maximum length is around 10 millimeters. The flowers, which are just three millimeters long and may be white or light yellow, are tightly packed together to form a cylindrical floral spike that is reminiscent of a lamb's tail. The four to seven dark brown seed pods are flat, range in size from five to eight millimeters in diameter, with a brown beak, and measure fifty to one hundred and twenty five millimeters in length on a short stem.

Ethnobotanical uses -

1. Leaf juice is used for stomach aches.

Ageratum conyzoides (L.) L.

Family : Asteraceae
Local name : Gandhaniyo
Locality : Amkhut



Conclusions

The current study documents the hidden ethnobotanical knowledge held by the tribal people of the Alirajpur district. This information will be useful for the planning of future research, the advancement of socioeconomic conditions, and the protection of the inalienable property rights held by the tribal people (IPR). The present study was based on the findings of a survey conducted in parts of the Alirajpur district that include a significant number of tribal residents. This is the first planned piece of research that will outline the ways in which indigenous people in the region of study make use of ethnomedicinal plants for the wellbeing of both humans and animals. It has been found that people in other communities and geographic areas make use of plants in a manner that is comparable to our own.

The Bhil, Bhilala, Tadvi, Gond, Korku, Barela, Mankar, and Banjara are some of the tribes who call this area home. These people make use of the flora in the area for both their day-to-day requirements as well as the treatment of common ailments. These individuals have a profound understanding of plants that are used in the production of a variety of goods, including food, fodder, firewood, medicines, timber, agricultural equipment, and other things. Research into the chemical composition and pharmacological effects of these traditional medicines and plants used for medical purposes will be of considerable assistance in the creation of innovative pharmaceuticals.

According to the findings of the study, the area that was examined had a very high diversity of plant species that may be used medicinally. Plants that are often employed in the treatment of sickness, in

addition to many species that are used as edibles, phytoresources, and veggies. Certain diseases that affect people of a certain ethnic group are quite specific to either males, females, or children. It has been observed that Bhilala suffers from sexual impotence and debility.

References:-

1. Azad SA, 2013. *Plants used against gynecological diseases by the gujjar, Bakewal and*
2. *Pahari tribes of district Rajouri (J&K). Indian J. Sci. Res. 4.1; 135-136.*
3. Badani S, Gupta MK and Suresh B, 2003. *Antioxidant activity of methanolic extract of striga orobanchioides J. Ethanopharmacol. 85:2-3. 227-230.*
4. Banso A, and Adeyemo SO, 2007. *Evaluation of antibacterial properties of tannins isolated from Dichrostachys cinerea. African Journal of Biotechnology. 6:15. 1785-1787.*
5. Baquar SR, 1995. *The Role of Traditional Medicine in Rural Environment. In; Traditional*
6. *Medicine in Africa. Issaq, S.(Ed.) East Africa Educational Publishers Ltd., Nairobi. 141-142.*
7. Barbour EK, Al Shanf M, Sagherian VK, Habre AN, Talhouk RS, Talhouk SN. 2004.
8. *Screening of selected indigenous plants of Lebanon for antimicrobial activity, J Ethnopharmacol 193: 1-7.*
9. Bele MY, Focho DA, Egbe EA and Chuyong BG. 2011. *Ethnobotanical survey of the uses Annonaceae around mount Cameroon. African J. of Plant Sc.5:4.237-247.*
10. Betti JL, 2004. *An ethnobotanical study of medicinal plants among the Baka pygmies in the Dja Biosphere Reserve, Cameroon. African Study Monographs, 25:1.1 -27.*
11. Bhalla NP, Sahu TR, Mishra GP, Dakwale RN, 1982. *Traditional plant medicines of Sagar Dist. Madhya Pradesh, India. J. Econ. Tax. Bot. 3: 23-32.*
12. Bhattarai MK, 1993. *Folk medicinal use of plants for respiratory complain in Nepal. Fitoterpia. 64.163-169.*
13. Bhattarai NK, 1992. *Medical ethnobotany in the Kamali zone, Nepal. Economic Botany. 46.3:257-261.*

14. Bodding PO, 1925. *Studies in Santhal medicine and connected folklore I & II, Memoir of Asiatic Soc Bengal.* 10:2:1-132.
15. Brindha P, Sasikala B and Purushothaman KK, 1981. *Pharmacognostic studies on Merugan kizhangu. Medio-Ethno Botanical Res.,* 3: 84 - 86.
16. Calvin M, 1959. *From microstructure to macrostructure and functions in the phytochemical apparatus, Broovhaven Symp. Biol.* 1:160-180.
17. Carter LC, and Brehm BG, 1969. *The compounds of the various plants for biochemical products in some legumes. Chem. Abs.* 74,121464. *Brittonia* 21,44.
18. Champion HG, and Seth SK, 1968. *A revised survey of forest types of India. Manger of Publication, Delhi, India.*
19. Chaudhary S, 2001. *Flora of the Kingdom o/Saudi Arabia. Ministry of Agriculture and Water, Riyadh.* 2:3. 1-432.
20. Choi JS, Lee HJ, Park KY, Ha JO and Kang SS, 1997. *In vitro antimutagenic effects of anthraquinone aglycones and naphthpyrone glycoside from Cassia tora", Planta Med.* 63: 11-14.
21. Chopra RN, 1933. *Chopra's indigenous drugs of India (2nd revised).*
22. Choudhary MI, Abbas S, Jamal SA, Attain R, 1996 *Withania somnifera - a source of exotic withanolides. Heterocycles.* 42:555-563.
23. Choudhary MI, Hussain S, Yousuf S, Dar A, Mudassar, Attaur R, 2010. *Chlorinated and diepoxy withanolides from Withania somnifera and their cytotoxic effects against human lung cancer cell line. Phytochemistry.* 71:2205-2209
24. Collenette S, 1985. *An illustrated guide to the flowers of Saudi Arabia. Corpion publishing Ltd., London.*
25. Collenette S, 1998. *Checklist of botanical species in Saudi Arabia. International Asclepiad Society, UK.* 1-80.
26. Collentette S, 1999. *Wild Flowers of Saudi Arabia. National Commission for Wildlife Conservation and Development, Riyadh.*
27. Cooke, T, 1901-1908. *The flora of the presidency of Bombay, London 2 Vols, (Reped Bot. surv. Ind. Calcutta. 3 Vol. 1958).*
28. Cowan MM, 1999. *Plant products as antimicrobial agents. Clin. Microbiol. Rev.* 12: 564-582.
29. Daur I, 2012. *Plant flora in the rangeland of western Saudi Arabia. Pak. J. Bot.* 44: 23-26.
30. Davies J, and Davies D, 2010. *Origins and Evolution of Antibiotic Resistance. Microbiol Mol. Biol. Rev.* 74:3.417-433.
31. De M, Krishina DA, and Banejee AB, 1999, *Antimicrobial screening of some Indian spices. Phytother. Res.* 13: 616-618.
32. Deshpande DJ, 2010. *A handbook of medicinal herbs. Agrobios, Jodhpur, India.*
33. Dhenuka S, Balakrishna P, Anand A, 1999. *Indirect organogenesis from the leaf explants of medicinally important plant Curculigo orchioides Gaertn. J. Plant Biochem. Biotech.* 8:113-115.
34. Dhulkar CL, 2009. *Ethnobotanical and biochemical aspects of some medicinally important plants of Khargone District of Madhya Pradesh. Ph. D. thesis. D. A. V. V, Indore*
36. (Unpublished).
37. Didry N, Duberwil L, Tratin F, Pinkas M, 1998. *Antimicrobial activity of aerial arts of Drossera peltata Smith on oral bacteria, J. Ethnopharmacol* 60. 215-28,
38. Diwedi SN, 2003. *Ethnobotanical studies and conservation strategies of wild and natural resources of Rewa district of M.P. J. Econ. Tax. Bot.* 27. 1: 23.244.
39. Doughari JH, 2006. *Antimicrobial activity of Tamarindus indica Linn. Trop J. Pham. Res.* 5: 597.
40. Dubey PC, Sikarwar RL, Kanna KK, & Tiwari AP, 2009. *Ethnobotany of Dillenia pentagyna.*